Multiple District 1

As of October 2026 Cumulative

Year	New Clubs	Dropped Clubs	Gain/ Loss Clubs	New Members	Charter Members	Reinstate Members	Transfer Members	Total Member Added	Total Members Dropped	Gain/ Loss Members
2022-2023	0	10	-10	1,206	3	127	59	1,395	1,339	56
2023-2024	2	11	-9	1,025	100	59	64	1,248	1,486	-238
2024-2025	3	12	-9	1,119	106	85	34	1,344	1,385	-41
2025-2026	4	7	-3	987	91	71	57	1,206	1,508	-302
2026-2027	2	6	-4	353	76	26	10	465	341	124
Average	**2**	**9**	**-7**	**938**	**75**	**74**	**45**	**1,132**	**1,212**	**-80**

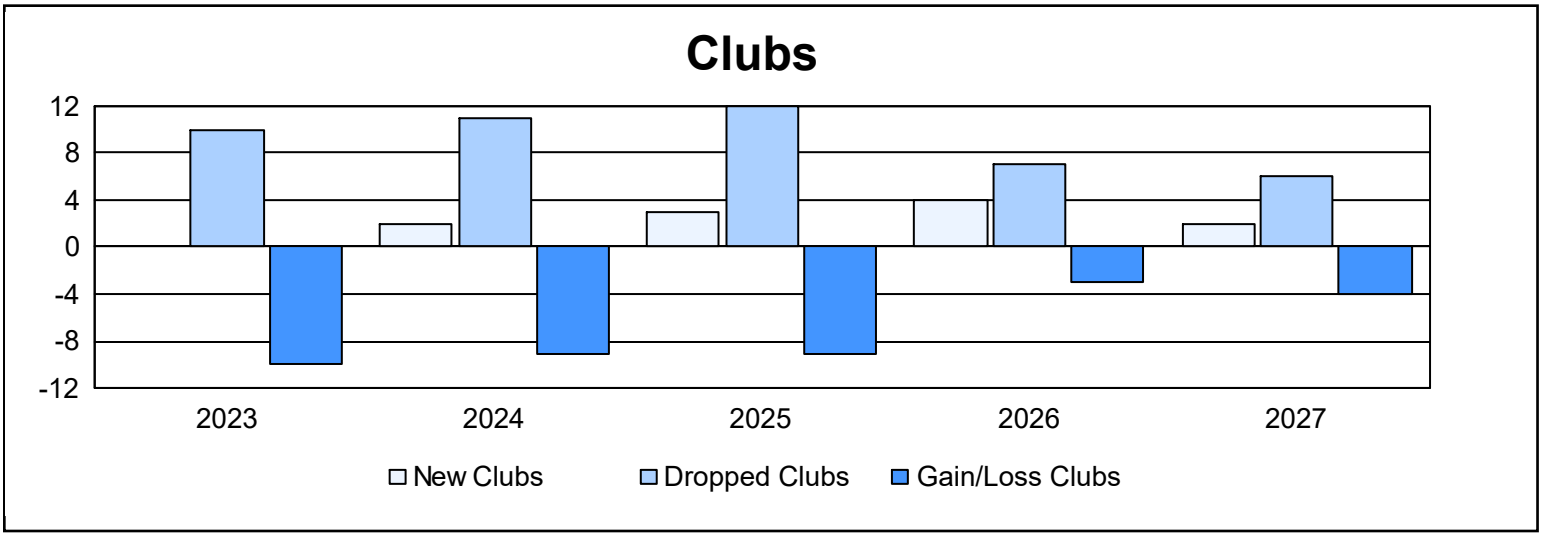

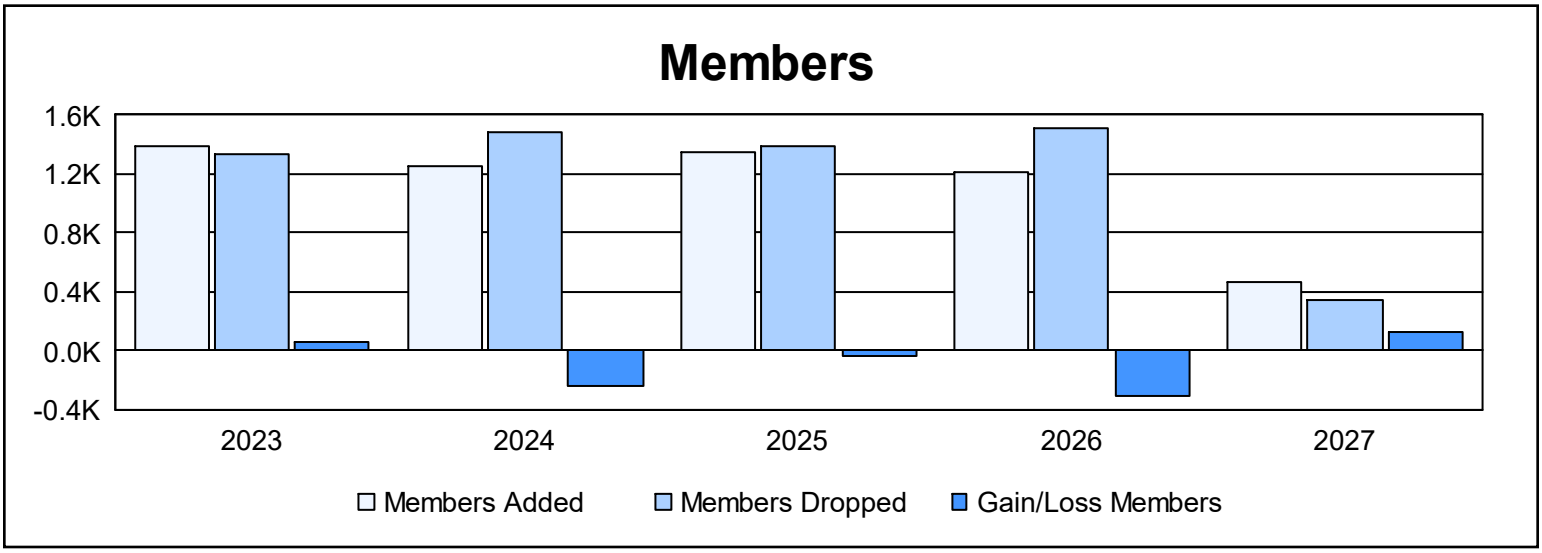

Membership Composition

October 2026 Cumulative

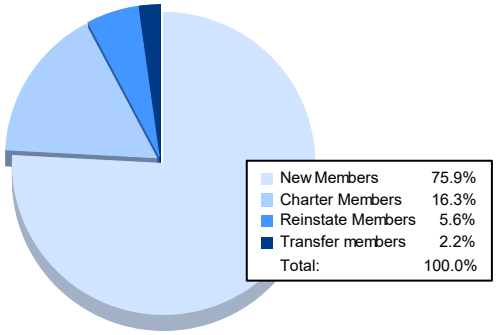

Gender Composition

October 2026 Cumulative

